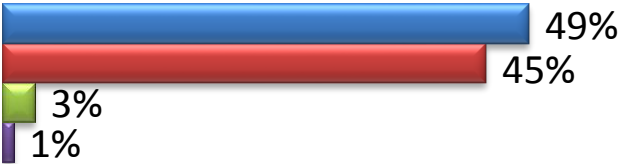
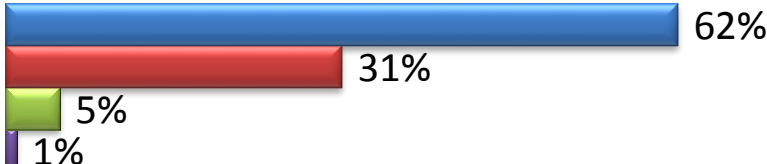
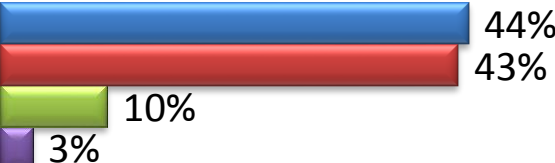
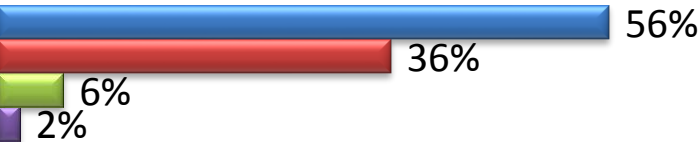
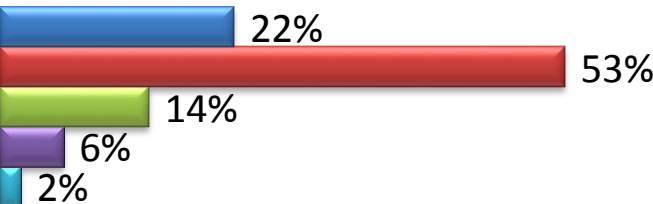
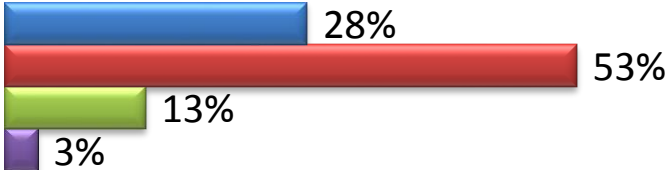
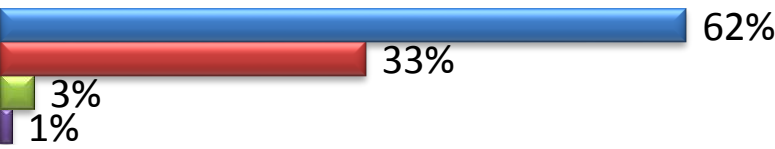

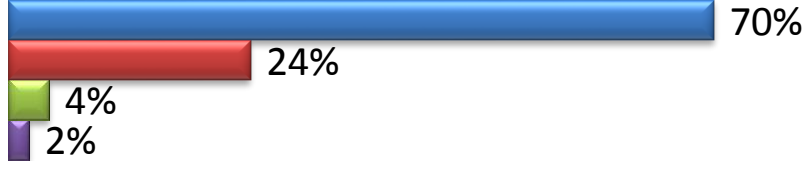



2015 UNT MLIS Students Evaluation of Program Objectives

| Survey Questions | Mean | Survey Response Percentage Totals | | | | | | | | | | | | |
|--|------------|---|-------------------|------------|------|-----|-----|-----|-------|-----|--------|----|------|----|
| <p>1. <i>Remain flexible and overall ability to manage change effectively in a technology -- driven and knowledge--based environment.</i></p> | 4.4 |  <table border="1" style="display: none;"> <tr><th>Response Category</th><th>Percentage</th></tr> <tr><td>Blue</td><td>49%</td></tr> <tr><td>Red</td><td>45%</td></tr> <tr><td>Green</td><td>3%</td></tr> <tr><td>Purple</td><td>1%</td></tr> </table> | Response Category | Percentage | Blue | 49% | Red | 45% | Green | 3% | Purple | 1% | | |
| Response Category | Percentage | | | | | | | | | | | | | |
| Blue | 49% | | | | | | | | | | | | | |
| Red | 45% | | | | | | | | | | | | | |
| Green | 3% | | | | | | | | | | | | | |
| Purple | 1% | | | | | | | | | | | | | |
| <p>2. <i>Collaborate, interact with, and understand the needs of diverse populations in a technological and global information society.</i></p> | 4.5 |  <table border="1" style="display: none;"> <tr><th>Response Category</th><th>Percentage</th></tr> <tr><td>Blue</td><td>62%</td></tr> <tr><td>Red</td><td>31%</td></tr> <tr><td>Green</td><td>5%</td></tr> <tr><td>Purple</td><td>1%</td></tr> </table> | Response Category | Percentage | Blue | 62% | Red | 31% | Green | 5% | Purple | 1% | | |
| Response Category | Percentage | | | | | | | | | | | | | |
| Blue | 62% | | | | | | | | | | | | | |
| Red | 31% | | | | | | | | | | | | | |
| Green | 5% | | | | | | | | | | | | | |
| Purple | 1% | | | | | | | | | | | | | |
| <p>3. <i>Understand human information behavior in order to design and implement information systems and services that meet user needs.</i></p> | 4.3 |  <table border="1" style="display: none;"> <tr><th>Response Category</th><th>Percentage</th></tr> <tr><td>Blue</td><td>44%</td></tr> <tr><td>Red</td><td>43%</td></tr> <tr><td>Green</td><td>10%</td></tr> <tr><td>Purple</td><td>3%</td></tr> </table> | Response Category | Percentage | Blue | 44% | Red | 43% | Green | 10% | Purple | 3% | | |
| Response Category | Percentage | | | | | | | | | | | | | |
| Blue | 44% | | | | | | | | | | | | | |
| Red | 43% | | | | | | | | | | | | | |
| Green | 10% | | | | | | | | | | | | | |
| Purple | 3% | | | | | | | | | | | | | |
| <p>4. <i>Effectively evaluate, synthesize and present information for client/user use.</i></p> | 4.5 |  <table border="1" style="display: none;"> <tr><th>Response Category</th><th>Percentage</th></tr> <tr><td>Blue</td><td>56%</td></tr> <tr><td>Red</td><td>36%</td></tr> <tr><td>Green</td><td>6%</td></tr> <tr><td>Purple</td><td>2%</td></tr> </table> | Response Category | Percentage | Blue | 56% | Red | 36% | Green | 6% | Purple | 2% | | |
| Response Category | Percentage | | | | | | | | | | | | | |
| Blue | 56% | | | | | | | | | | | | | |
| Red | 36% | | | | | | | | | | | | | |
| Green | 6% | | | | | | | | | | | | | |
| Purple | 2% | | | | | | | | | | | | | |
| <p>5. <i>Develop and implement conceptual and technological systems and structures for the organization of information in any format for effective access.</i></p> | 3.8 |  <table border="1" style="display: none;"> <tr><th>Response Category</th><th>Percentage</th></tr> <tr><td>Blue</td><td>22%</td></tr> <tr><td>Red</td><td>53%</td></tr> <tr><td>Green</td><td>14%</td></tr> <tr><td>Purple</td><td>6%</td></tr> <tr><td>Cyan</td><td>2%</td></tr> </table> | Response Category | Percentage | Blue | 22% | Red | 53% | Green | 14% | Purple | 6% | Cyan | 2% |
| Response Category | Percentage | | | | | | | | | | | | | |
| Blue | 22% | | | | | | | | | | | | | |
| Red | 53% | | | | | | | | | | | | | |
| Green | 14% | | | | | | | | | | | | | |
| Purple | 6% | | | | | | | | | | | | | |
| Cyan | 2% | | | | | | | | | | | | | |
| <p>6. <i>Plan, manage, and/or implement information systems in a networked environment for the</i></p> | 4 | | | | | | | | | | | | | |

| | | | | | | | | | | | | |
|--|-------------------|--|------|-----|-----|-----|-------|-----|--------|----|------|----|
| <p><i>creation, organization, and dissemination of information.</i></p> | |  <table border="1"> <tr><td>Blue</td><td>28%</td></tr> <tr><td>Red</td><td>53%</td></tr> <tr><td>Green</td><td>13%</td></tr> <tr><td>Purple</td><td>3%</td></tr> </table> | Blue | 28% | Red | 53% | Green | 13% | Purple | 3% | | |
| Blue | 28% | | | | | | | | | | | |
| Red | 53% | | | | | | | | | | | |
| Green | 13% | | | | | | | | | | | |
| Purple | 3% | | | | | | | | | | | |
| <p><i>7. Demonstrate the communication skills necessary for personal and professional growth, leadership, interaction, and collaboration in appropriate professional contexts.</i></p> | <p>4.5</p> |  <table border="1"> <tr><td>Blue</td><td>62%</td></tr> <tr><td>Red</td><td>33%</td></tr> <tr><td>Green</td><td>3%</td></tr> <tr><td>Purple</td><td>1%</td></tr> </table> | Blue | 62% | Red | 33% | Green | 3% | Purple | 1% | | |
| Blue | 62% | | | | | | | | | | | |
| Red | 33% | | | | | | | | | | | |
| Green | 3% | | | | | | | | | | | |
| Purple | 1% | | | | | | | | | | | |
| <p><i>8. Participate in teaching, research, and service activities that contribute to the advancement of the library and information science field</i></p> | <p>4.3</p> |  <table border="1"> <tr><td>Blue</td><td>52%</td></tr> <tr><td>Red</td><td>33%</td></tr> <tr><td>Green</td><td>11%</td></tr> <tr><td>Purple</td><td>2%</td></tr> <tr><td>Cyan</td><td>2%</td></tr> </table> | Blue | 52% | Red | 33% | Green | 11% | Purple | 2% | Cyan | 2% |
| Blue | 52% | | | | | | | | | | | |
| Red | 33% | | | | | | | | | | | |
| Green | 11% | | | | | | | | | | | |
| Purple | 2% | | | | | | | | | | | |
| Cyan | 2% | | | | | | | | | | | |
| <p><i>9. Understand the importance of professional development, continuing education, and participation in professional organizations.</i></p> | <p>4.6</p> |  <table border="1"> <tr><td>Blue</td><td>70%</td></tr> <tr><td>Red</td><td>24%</td></tr> <tr><td>Green</td><td>4%</td></tr> <tr><td>Purple</td><td>2%</td></tr> </table> | Blue | 70% | Red | 24% | Green | 4% | Purple | 2% | | |
| Blue | 70% | | | | | | | | | | | |
| Red | 24% | | | | | | | | | | | |
| Green | 4% | | | | | | | | | | | |
| Purple | 2% | | | | | | | | | | | |
| <p><i>10. Participate in networking activities for personal and professional growth, leadership, collaboration, policy development, and change management.</i></p> | <p>4.3</p> |  <table border="1"> <tr><td>Blue</td><td>50%</td></tr> <tr><td>Red</td><td>38%</td></tr> <tr><td>Green</td><td>8%</td></tr> <tr><td>Purple</td><td>2%</td></tr> <tr><td>Cyan</td><td>1%</td></tr> </table> | Blue | 50% | Red | 38% | Green | 8% | Purple | 2% | Cyan | 1% |
| Blue | 50% | | | | | | | | | | | |
| Red | 38% | | | | | | | | | | | |
| Green | 8% | | | | | | | | | | | |
| Purple | 2% | | | | | | | | | | | |
| Cyan | 1% | | | | | | | | | | | |
| <p><i>11. Understand and uphold the philosophies, principles, and legal and ethical responsibilities of the library and information science field.</i></p> | <p>4.6</p> | | | | | | | | | | | |

| | | |
|--|-----|--|
| | | |
| 12. Demonstrate additional knowledge and competencies appropriate to my individual interests, specializations, and career goals. | 4.5 | |
| 13. Relate the methodologies and content of other disciplines to the information field, and understand the contribution of the information field to other disciplines. | 4.3 | |

Answer Key (Number in Parenthesis Represents Score Value Used in Mean Calculation)

■ Excellent
 ■ Good
 ■ Fair
 ■ Neutral
 ■ Poor

These results were compiled based on the 2015 End of Program (EOP) survey. There were a total of 240 responses.